

Year 8 Art Homework

Mechanical Objects

Please complete work on cartridge paper, plain paper or in an art sketchbook if you have one.

Choose 1, 2 or all 3 of the tasks below. Each task should take approximately 1 hour to complete well.


1. Futurism

Working independently...

The Futurism movement was launched in 1909 by *Filippo Tommaso Marinetti*. Futurism was largely an Italian movement and was a rejection of the past, embracing all things industrial and technological. Movement and the increasing speed of transport served as inspiration for the Futurists, who celebrated the energy and fast paced nature of modern life. Futurist paintings employed elements of *neo-impressionism* and *cubism* to express their intentions.

Produce your own Futurist piece of art work that celebrates industry and/or technology. What new technologies/industries are shaping our present and how might they impact our future? Use elements of cubism to help with abstraction. This can be in the form of a painting, collage or drawing.


See the additional Futurism mood-board which shows examples of the different Futurist pieces.



Giacomo Balla

Abstract Speed - The Car has Passed

1913



Christopher Richardd-Wynne Nevins

The Arrival
c.1913

2. Explore your creative side

Working with your family...

Nam June Paik created 'Bakelite Robot' from old radios, replacing the dials with miniature digital screens which show video footage of science-fiction films and retro robot toys.

Cildo Meireles created 'Babel' by collecting vintage, second-hand radios and building a tower of them. As you move up the tower, the radios get smaller, creating the illusion of more height. Each radio is set to a different channel, at different volumes to create a wall of sound.

Collecting items of technology from around your home, create a temporary sculpture, installation or short film. Taking inspiration from Cildo Meireles and Nam June Paik, consider lighting and the addition of sound or video.



Cildo Meireles

Babel

2001

Send a photograph or video of your work to your class teacher if you do not have access to a printer.



Nam June Paik,

Bakelite Robot

2002

3. Delve into research

Working using technology...

Research into the Futurism movement.

Using the Tate gallery website www.tate.org.uk as a starting point research into the artistic movement.

Write a paragraph explaining what the main features of the movement were, who the key artists were and what the style of art was. Why was this movement significant at the time and why is it still significant now? Plus any other information that you feel is relevant.

You could include images printed from the Tate website or other websites or include your own artwork to explain your findings.


When completing your homework please consider everything you have learnt so far in Art ensuring that you produce work to the highest of your ability where possible.

If you have any questions about the tasks set or you are submitting your photographs or research digitally please email your class teacher.

Ms Wardle (Subject lead): wardle@forgevalley.sheffield.sch.uk

Mrs Bird: lbird@forgevalley.sheffield.sch.uk

Ms Savage: asavage@forgevalley.sheffield.sch.uk



Futurism

